



Published by Yellow Mountain Imports at
1930 Village Center Circle #3-16123
Las Vegas, NV 89134

Contents

Copyright © 2026 Yellow Mountain Imports
Text © 2026 Yellow Mountain Imports
Illustrations © 2026 Yellow Mountain Imports

All rights reserved. No part of this publication
may be reproduced or distributed in any form
or by any means, or stored in a database or
retrieval system, without the prior written
permission of the author.

DISTRIBUTED BY
Yellow Mountain Imports
1930 Village Center Circle #3-16123
Las Vegas, NV 89134
hello@ymimports.com
www.ymimports.com

Printed in China

Introduction	1
Equipment	1
Starting The Game	5
Picking a Hand	8
The Charleston	9
Gameplay	10
Ending The Game	12
After The First Game	13
Additional Rules	13



is a registered trademark of Yellow
Mountain Imports

INTRODUCTION

Mahjong is a game of both skill and luck that originated in China many centuries ago and was brought to the West in the 1920s with the publication of Joseph Park Babcock's Rules of Mah-Jongg. American Mah Jongg (also spelled "Mahjong" or "Mah Jongg") is unique from Asian mahjong in several ways. American mahjong utilizes racks, jokers, "Hands and Rules" score cards and has several distinct gameplay mechanics. Although an American mahjong set can be used to play Chinese mahjong, the rules that follow are for the American game.

Mahjong is always played with four players seated around a table. Tiles are shuffled, dice are cast, and rituals involving the allocation of tiles and then the exchange of tiles begin. The first person to complete a winning hand (14 tiles) and thus "call Mahjong" ends the game, whereupon tiles are scored and a winner is declared.

The excitement of mahjong lies in the decisions that you will constantly have to make. Is it preferable to discard a tile and thus gain an advantage, or would it be more prudent to stay with a decent hand? There is the exhilaration of winning a hand as well as regret at not having been bold enough to have made a different choice. Like poker, you will learn a lot about your opponents as you play mahjong and adjust your strategy according to their strengths and weaknesses.

EQUIPMENT

- 152 Tiles
- 2 Dice
- NMJL Score Card (not included)
- Scoring sticks or coins (optional)
- 1 Wind Indicator (optional)
- 4 Racks (optional, but highly recommended)
- 4 Pushers (optional, but preferred by players)
- Equipment labeled as "optional" may or may not be included in your set

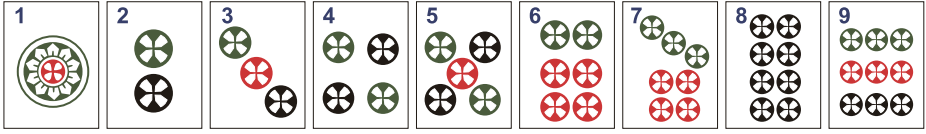
TILES

Your mahjong set has 166 tiles. 152 are used in play and the rest are spares.

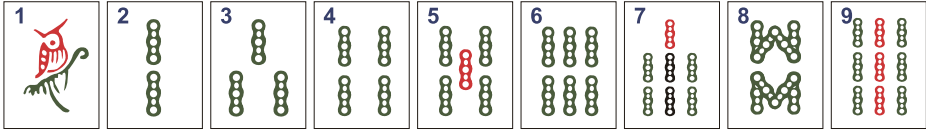
The 152 tiles are divided into four groups with their subgroups:

1. SUITS (108 tiles)

Circles or Dots (36 tiles - 4 of each)



Bamboos or Bams (36 tiles - 4 of each)



Characters or Craks (36 tiles - 4 of each)



2. HONORS (28 tiles)


Winds (16 tiles - 4 East wind, 4 South wind, 4 West wind, 4 North wind)



Dragons (12 tiles - 4 White dragons “Soap”, 4 Green dragons, 4 Red dragons). The white dragon tile on the left is also known as “Soap”. Soaps can be used as zeroes when putting together certain hands.



3. FLOWERS and SEASONS (8 tiles - 1 of each)




4. JOKERS or Wild Tiles (8 tiles - all identical).

Jokers can substitute for any tile in a **Pung** (3 identical tiles), **Kong** (4 identical tiles), **Quint** (5 identical tiles), or **Sextet** (6 identical tiles), as allowed by the NMJL card. They cannot be used to substitute a tile in a **Pair** (2 identical tiles) or any single tile.



DICE



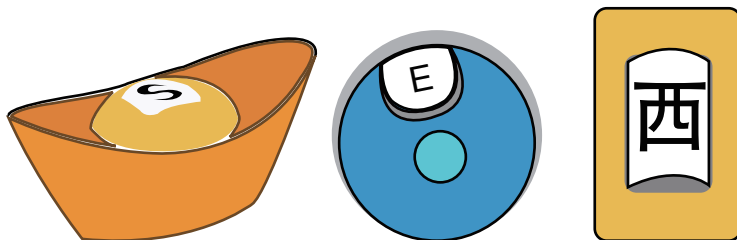
Two dice are used to determine the dealer (East) as well as to determine where to break the wall (explained later).

SCORE CARDS



Scoring is determined by a list of hands determined by the National Mah Jongg League (NMJL). These score cards are published by the NMJL and updated annually. Each player keeps a card as reference for building hands and creating strategy.

WIND INDICATORS



Wind indicators come in different variations and are used to display the current wind (the player who starts off the round). The wind indicator is optional and not required for gameplay. Some groups also use a wind indicator as a betting marker, sometimes managed by an optional fifth person in informal games to wager on which player will win. For wind indicators with only Chinese characters, the translations are as follows:

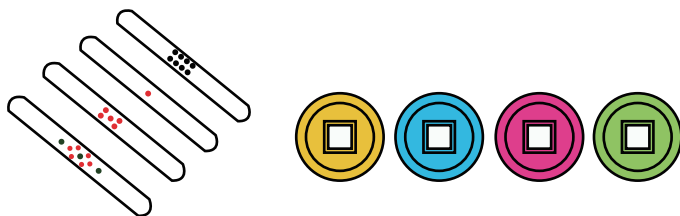
東- East (E)

南- South (S)

西- West (W)

北- North (N)

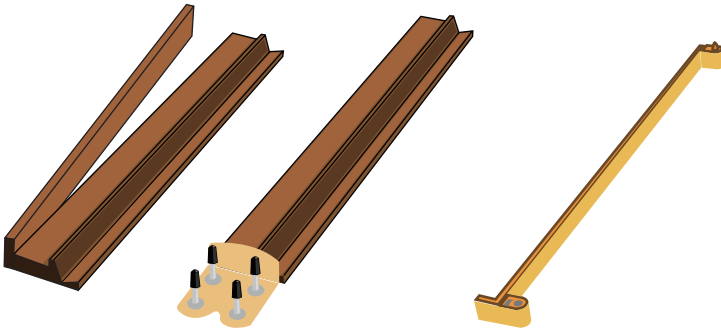
SCORING STICKS AND COINS



Optional scoring sticks or coins (round chips) are used to keep track of points and scoring. You can assign whatever point or monetary value you want to them and distribute in whatever quantity you want. The following is a suggested amount to be given to each player before the game starts:

QUANTITY	SCORING STICK / COIN	VALUE
1	9 dot / Yellow	200 points
2	5 dot / Blue	100 points
8	1 dot / Red	25 points
10	8 dot / Green	5 points

RACKS AND PUSHERS

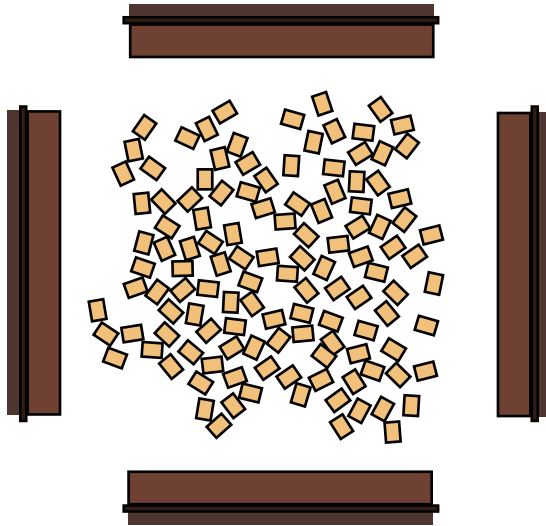


Racks and pushers, while not mandatory, are highly recommended. Racks are assigned to each player to hold their hand of tiles. Alternately, you can line the tiles up on the table in front of you.

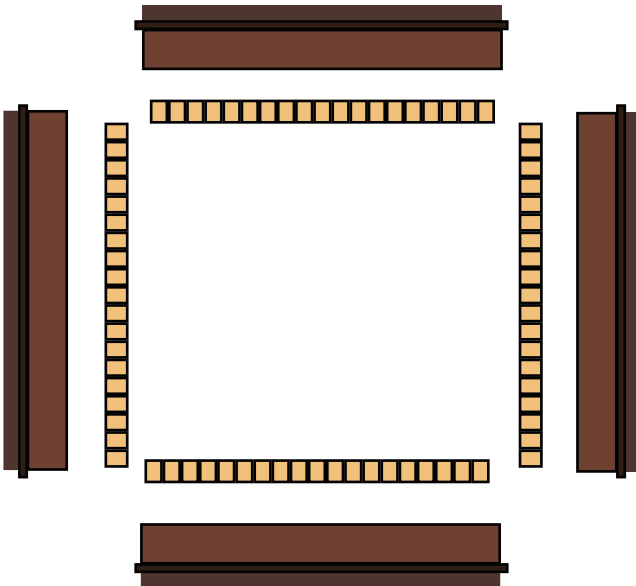
Pushers are “arms” that attach to each person’s rack. They are very helpful when it’s time to bring your portion of the wall to the center of the table for play. Using a pusher also prevents you from accidentally exposing your hand while bringing your wall forward.

STARTING THE GAME

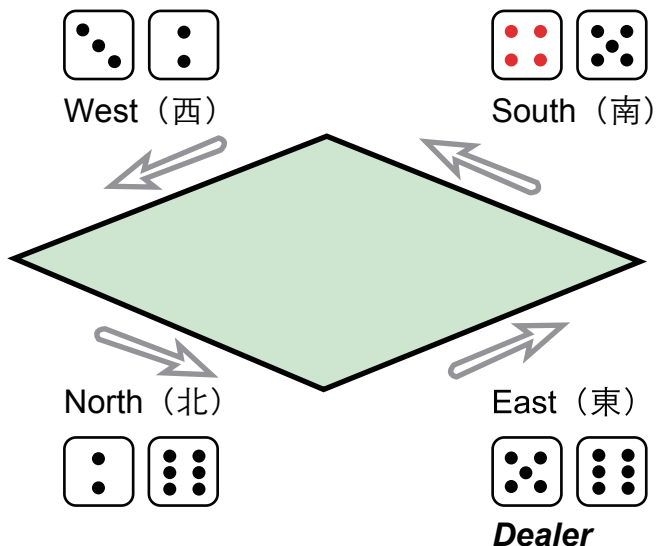
- A. Place one rack (and attached pusher, optional) in front of each player.
- B. All 152 tiles are placed face down in the center of the table and shuffled by all players.



C. Build the Walls. Each player builds a wall of tiles two tiles high in front of their rack as shown in the diagram below using all 152 tiles. Each player builds a wall 19 stacks long and 2 tiles high (19 stacks of 2 tiles).



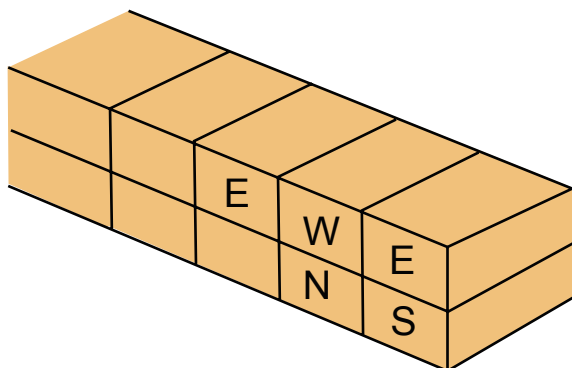
D. Determining Who Is East. Each player rolls the dice in turn. The player with the highest number becomes **East** (dealer). The player to their right is **South**, followed counter-clockwise by **West** and then **North**.



E. Break the Wall. East rolls the dice and then counts off the resulting number from the stack of tiles in front of them, from right to left, and breaks the wall. For example, if East rolls an eight, East will separate eight groups of two tiles from the right end of the wall. Then, East takes the following four tiles (two from the top row and two from the bottom row).

Moving counter-clockwise, each player then takes turns starting from the break point (right where East removed the first four tiles), taking four tiles (two from the top and two from the bottom). The process continues until each player has 12 tiles.

When all players have 12 tiles, East (the dealer) takes two additional tiles - the first and third tile from the top row (as shown below). This gives East 14 tiles. Moving counter-clockwise, the other players take one tile from the end (as shown below), giving each of them a total of 13 tiles.



PICKING A HAND

Now the strategizing begins. Each player arranges the tiles on their rack in a logical order and start to realize their goal of putting together a mahjong hand. The goal of mahjong is to match your tiles exactly with a hand from the score card.

HOW TO READ THE SCORE CARD

The hands on an NMJL score card are represented by numbers or letters printed in red, blue, or green. The colors are not specific to any one suit, and different colors simply mean different suits have to be used. Flowers and zeroes are not considered to be part of any suit and will always be blue.

1-9 - Correspond to the specific number on the tile (not including flowers). **N,S,E,W** - North, South, East, West

D - Dragon

R - Red Dragon

G - Green Dragon

0 - White Dragon (Soap)

F - Flower

The score card is organized into categories for hands based on common patterns:

YEAR - Patterns that make up a year, such as 2023. In such case 2's, 0's, and 3's would be used. White dragons are always used as zeros.

2468 - Patterns that require even numbered tiles.

Change-up - This section varies.

Quints - Hands that include at least one **quint** (5 identical tiles), where at least one of which is a Joker.

Consecutive Runs - Patterns of consecutive numbers.

13579 - Patterns that require odd numbered tiles.

Winds-Dragons - Patterns requiring wind and dragon tiles.

369 - Patterns using 3's, 6's, and 9's.

Singles and Pairs - Patterns with single and paired tiles.

Each hand is grouped into several different combinations. Some combinations contain non-matching tiles, but most generally have two or more matching identical tiles. These are known as:

- Pair** - Two identical tiles.
- Pung** - Three identical tiles.
- Kong** - Four identical tiles.
- Quint** - Five identical tiles.
- Sextet** - Six identical tiles.

Next to each hand is the value of the hand for scoring or gambling purposes. Next to the hand is an 'X' or a 'C' indicating whether that hand is exposed or concealed (explained later):

- X** - Exposed
- C** - Concealed

THE CHARLESTON

Before actual play starts, it's time for The Charleston...

The Charleston is a ritual unique to American mahjong with roots to its beginnings in the early 1920s. It is an exchange of tiles that gives each player a chance to improve their hand by passing unwanted tiles face down to other players.

1. Each player passes 3 unwanted tiles to the player to the right.
2. Each player passes 3 unwanted tiles to the opposite facing player.
3. Each player passes 3 unwanted tiles to the player to the left, known as 'first left'. The player is allowed to 'blind pass' up to three tiles. A blind pass is taking the tiles received and passing them without looking at them. If less than three tiles are blindly passed, unwanted tiles from your hand are added for a total of three tiles.

The Charleston may proceed a second time if all the players agree. The second Charleston proceeds in the following sequence:

1. Each player passes 3 unwanted tiles to the player to the left.
2. Each player passes 3 unwanted tiles to the opposite facing player.

3. Each player passes 3 unwanted tiles to the player to the right, known as **'last right'**. The player may blind pass these tiles.

At the end of the second Charleston, a player may make an optional **'courtesy pass'**. The player may agree with the player across from them to exchange up to three tiles.

No jokers may be passed during the Charleston and courtesy pass.

During the Charleston you may want to change the hand you are aiming for. As tiles are exchanged you may discover another hand might be more ideal than the original one you had in mind.

GAMEPLAY

The goal of each player is to win the game by being the first person to declare **"Mahjong"** by correctly creating a hand that exactly matches a hand on the score card.

Drawing and discarding tiles

Now the excitement begins as each player tries to improve their hand. Since East has 14 tiles, East starts the game by discarding a tile. If the discarded tile is not **called** (claimed by other players), the turn continues to the next player on the right. The next player draws a tile from the wall. The tile is taken from the live wall, continuing from the break point (where dealing ended). When a player draws a tile from the wall, they take the top tile if the next tile in the stack is two tiles high, otherwise they take the bottom tile.

The player either decides to discard the drawn tile or to place it in their hand and then discard another tile from their hand. The name of the discarded tile is announced and placed face up in the center of the table. Caution must be used here since each tile you discard is seen by the other players and it won't be long before they figure out what kind of hand you are trying to build.

If the discarded tile is not called, the turn continues to the next player on the right. The sequence of drawing, discarding, and continuing turns is repeated unless interrupted by a call.

Calling Tiles

The most recent discard may be called by any player if the tile completes a pung, kong, quint, sextet, or another allowed exposed combination listed on the NMJL card (a hand marked with “**X**” next to its value on the score card).

- A tile may not be called to complete a combination of the hand that requires only a single tile.
- A tile may not be called to complete a pair unless it completes a mahjong hand.
- Tiles discarded prior to the most recent cannot be called and are dead tiles.

If a player calls to take a discarded tile and it does not result in mahjong, the combination it completes must be exposed face up on top of their rack for everyone to see and cannot be changed for the rest of the game. The player then discards a tile and if it isn't called by another player, the turns continue with the player to the right. Note that some players may have their turns skipped when a tile is called.

There are provisions when more than one person calls:

- The player who calls a tile to complete a mahjong hand trumps calls by any other player to complete a set.
- When none of the calls are to complete a mahjong hand, the player nearest in turn receives the discard.

Note: When aiming for a **concealed hand** (a hand marked with a “**C**” next to its value on the scorecard), all of the tiles in your hand must be drawn from the wall. None of them may be called tiles except for the last tile which would allow you to declare Mahjong.

Joker Rules

Jokers can substitute any tile in a pung, kong, quint or sextet combination. They may not be used to complete a pair or **a single tile** in a hand.

If a player has an exposed combination with a joker substituting a tile and you have the actual tile the joker is substituting, you may exchange that tile for the joker in the following manner:

1. Call a discard or draw a tile from the wall on your turn as you normally would.
2. Exchange the actual matching tile with the exposed substituting joker. Multiple matching tiles may be exchanged for multiple exposed jokers.
3. Discard a tile to maintain the proper tile count in your hand.

After exchanging for a joker, it is not necessary to expose tiles if that joker creates a combination in your hand. Jokers exposed in **dead hands** (hands that are out of the game due to violating rules), may be exchanged.

ENDING THE GAME

The game ends when either someone declares “Mahjong” or when there are no more tiles in the wall to be drawn.

Mahjong

When a 14th tile drawn from the wall or called from a discard completes a hand on the score card, a mahjong is created. The player then declares “Mahjong” and wins the game.

The payout to the winner is based on the value of the hand and how the mahjong was created. Use the table below to determine who pays and the payout multiple:

TYPE OF MAHJONG	PAYOUT
Mahjong made off a discard.	Discarder pays the winner double the value of the hand. All other players pay single value.
Mahjong made off a draw from the wall.	Each player pays double the value of the hand.
Mahjong made off a discard, contains no jokers, and is not from the Singles and Pairs category.	Discarder pays the winner four times the value of the hand. All other players pay double value.
Mahjong made off a draw from the wall, contains no jokers, and is not from the Singles and Pairs category.	Each player pays four times the value of the hand.

Draw

If mahjong has not been called and all the tiles have been drawn from the wall and the last discard has been made, then the game ends in a draw. No payouts are made.

AFTER THE FIRST GAME

Now that the first game is complete, the position of East (dealer) moves to the person on their right. After each game, the position of East (dealer) moves one seat counter-clockwise. The process of shuffling the tiles, rebuilding the walls, and dealing is repeated until the games end.

ADDITIONAL RULES

Occasionally mistakes are made such as erroneous discards, incorrect exposures, or calling mahjong incorrectly. In such cases, there may be penalties. Below are general guidelines regarding errors. House rules may vary.

ERROR	PENALTY
An accidentally discarded tile has touched the table or been announced.	Tile cannot be taken back.
A tile has been announced incorrectly.	Tile cannot be claimed.
A tile is called but no exposure has been made.	The call may be retracted.
An incorrect exposure has been made.	The exposure may be corrected prior to discarding.
A player has too few or too many tiles.	The player's hand is dead (out of the game) but will pay the winner just like all the other players at the end of the game.
Three players have too few or too many tiles.	The game is replayed.
A player's hand is discovered by another to be impossible, based on the tiles exposed on their rack.	The player's hand is dead.
Mahjong is declared in error but the hand has not been exposed.	No penalty and the game continues.
Mahjong is declared in error and the hand is exposed.	The player's hand is dead . The player pays the winner of the game.



**YELLOW
MOUNTAIN
IMPORTS**

www.ymimports.com

Version 1-15

©2026 Yellow Mountain Imports Inc.